V2
ESC 1:50

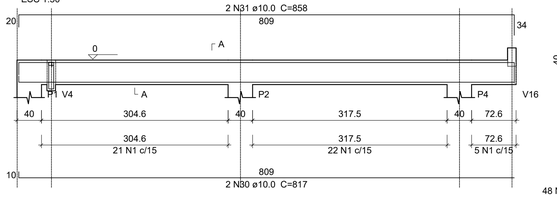

SEÇÃO A-A
ESC 1:25

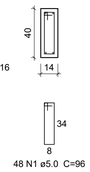

48 N1 ø5.0 C=96

SUSPENSÃO V4
ESC 1:25



1 N32 ø10.0 C=117

V3
ESC 1:50

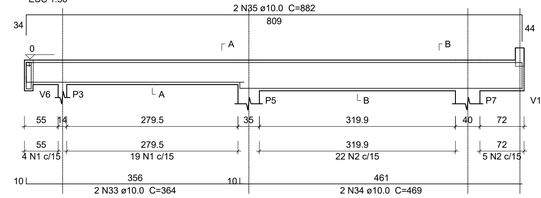

SEÇÃO A-A
ESC 1:25

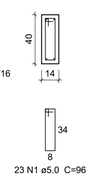

23 N1 ø5.0 C=96

SEÇÃO B-B
ESC 1:25

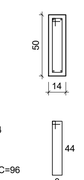

27 N2 ø5.0 C=116

SUSPENSÃO V6
ESC 1:25



1 N32 ø10.0 C=117

V4
ESC 1:50

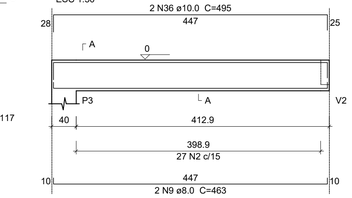

SEÇÃO A-A
ESC 1:25

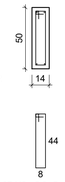

27 N2 ø5.0 C=116

V5
ESC 1:50

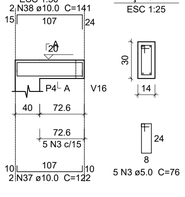

SEÇÃO A-A
ESC 1:25

5 N3 ø5.0 C=76

V6
ESC 1:50



SEÇÃO A-A
ESC 1:25



55 N2 ø5.0 C=116

V7
ESC 1:50

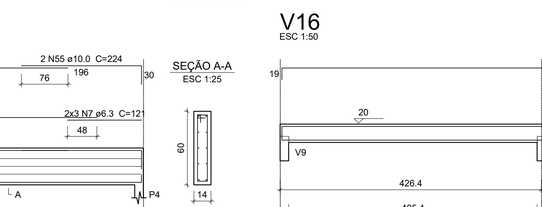

SEÇÃO A-A
ESC 1:25

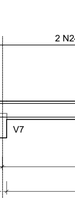

50 N1 ø5.0 C=96

SUSPENSÃO V6
ESC 1:25



1 N32 ø10.0 C=117

V8
ESC 1:50



SEÇÃO A-A
ESC 1:25

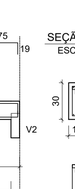

26 N2 ø5.0 C=116

Relação do aço

V2	V3	V4
V5	V6	V7
V8	V9	V10
V11	V12	V13
V14	V15	V16
V17	V18	V19
V20	V21	

AÇO	N	DIAM	Q	UNIT (cm)	C.TOTAL (cm)
CA60	1	5.0	355	96	34080
	2	5.0	222	116	25752
	3	5.0	97	76	7372
	4	5.0	92	136	12512
CA50	5	6.3	1	73	73
	6	6.3	6	1200	7200
	7	6.3	6	121	726
	8	6.3	6	128	768
	9	8.0	2	463	926
	10	8.0	2	869	1738
	11	8.0	2	909	1818
	12	8.0	2	469	938
	13	8.0	2	509	1018
	14	8.0	2	486	972
	15	8.0	1	207	207
	16	8.0	2	518	1036
	17	8.0	2	200	400
	18	8.0	2	254	508
	19	8.0	2	614	1228
	20	8.0	2	668	1336
	21	8.0	2	276	552
	22	8.0	2	854	1708
	23	8.0	2	441	882
	24	8.0	2	1170	2340
	25	8.0	2	175	350
	26	8.0	2	143	286
	27	8.0	2	161	322
	28	8.0	2	194	388
	29	8.0	2	234	468
	30	10.0	2	817	1634
	31	10.0	2	858	1716
	32	10.0	3	117	351
	33	10.0	2	364	728
	34	10.0	2	469	938
	35	10.0	2	882	1764
	36	10.0	2	495	990
	37	10.0	2	122	244
	38	10.0	2	141	282
	39	10.0	2	818	1636
	40	10.0	2	873	1746
	41	10.0	2	730	1460
	42	10.0	2	785	1570
	43	10.0	1	123	123
	44	10.0	2	854	1708
	45	10.0	2	432	864
	46	10.0	1	415	415
	47	10.0	1	829	829
	48	10.0	2	1198	2396
	49	10.0	2	212	424
	50	10.0	2	339	678
	51	10.0	4	666	2664
	52	10.0	2	856	1712
	53	10.0	2	443	886
	54	10.0	2	1181	2362
	55	10.0	2	224	448
	56	10.0	2	625	1250
	57	10.0	2	145	290
	58	10.0	2	207	414
	59	10.0	2	624	1248
	60	10.0	2	665	1330

Resumo do aço

AÇO	DIAM	C.TOTAL (m)	PESO + 10 % (kg)
CA50	6.3	87.7	23.6
	8.0	194.3	84.3
	10.0	351	238
CA60	5.0	797.2	135.2
PESO TOTAL			
CA50	345.9		
CA60	135.2		

Vol. de concreto total (C-25) = 7.69 m³
Área de forma total = 127.39 m²

V9
ESC 1:50

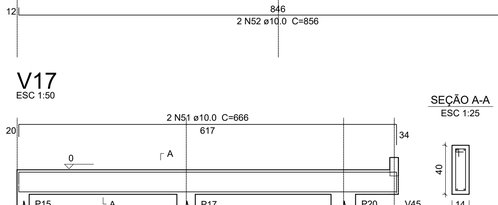

SEÇÃO A-A
ESC 1:25

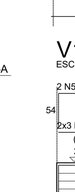

44 N1 ø5.0 C=96

SUSPENSÃO V12
ESC 1:25

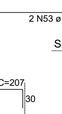

1 N43 ø10.0 C=123

V10
ESC 1:50

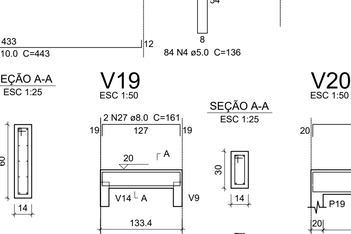

SEÇÃO A-A
ESC 1:25



27 N2 ø5.0 C=116

V11
ESC 1:50

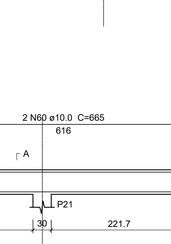

SEÇÃO A-A
ESC 1:25



10 N2 ø5.0 C=116

V12
ESC 1:50

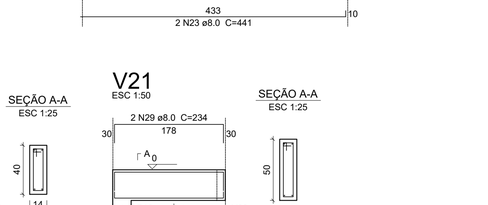

SEÇÃO A-A
ESC 1:25

40 N2 ø5.0 C=116

V13
ESC 1:50

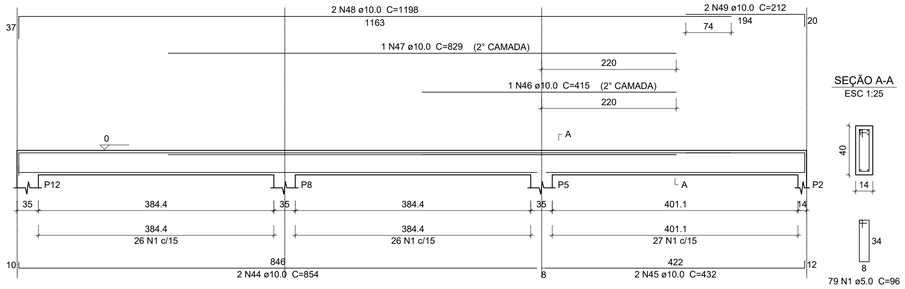

SEÇÃO A-A
ESC 1:25

79 N1 ø5.0 C=96

V14
ESC 1:50

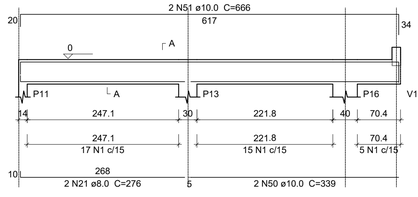

SEÇÃO A-A
ESC 1:25

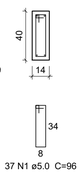

37 N1 ø5.0 C=96

V15
ESC 1:50

SEÇÃO A-A
ESC 1:25

84 N4 ø5.0 C=136

V16
ESC 1:50

SEÇÃO A-A
ESC 1:25

84 N3 ø5.0 C=76

V17
ESC 1:50

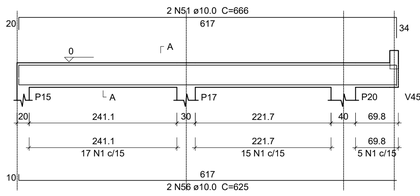

SEÇÃO A-A
ESC 1:25

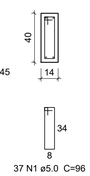

37 N1 ø5.0 C=96

V18
ESC 1:50

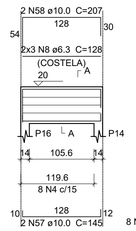

SEÇÃO A-A
ESC 1:25

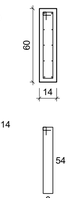

8 N4 ø5.0 C=136

V19
ESC 1:50

SEÇÃO A-A
ESC 1:25

8 N3 ø5.0 C=76

V20
ESC 1:50

SEÇÃO A-A
ESC 1:25

37 N1 ø5.0 C=96

V21
ESC 1:50

SEÇÃO A-A
ESC 1:25

10 N2 ø5.0 C=116

PREFEITURA MUNICIPAL DE GUAÇUÍ
ESTADO DO ESPÍRITO SANTO

PROJETO ESTRUTURAL

OBRA:
PROJETO DE REFORMA REQUALIFICAÇÃO URBANA DA AV. AGENOR LUIZ THOMÉ

CONTEÚDO:
PRAÇA DA FONTE

LOCAL: AV. AGENOR LUIZ THOMÉ - (BEIRA RIO) GUAÇUÍES

* DIMENSÕES DO DESENHO EM METRO
** ESCALA INDICADA EM PLANTAS

DATA: JUNHO/26

MODIFICAÇÕES:

FOLHA: 03/18

ÁREAS:

ARQUIVO Nº: ESTRUT-001

ASSINATURA:

PAULO VICTOR TEIXEIRA DEASCÂNIO
CREA-ES-050212/D